







# Fun with Books

PLAY  
IDEAS 16

ABOUT  
BOOKS



*Sharing books and stories can be a favourite activity for children of all ages. Being "read" to, hearing made up stories, looking in picture books and making up their own stories can all be fun activities that will help to develop a life-long love of books, reading and learning. Books teach children about language, feelings, people and life. Sharing a book can be a special time for you and your child, building a close, warm relationship.*



## BOOKS AND DEVELOPMENT

### Babies




Babies enjoy being held, feeling close and secure while they listen to your voice. Simple board books are best with clear photos or pictures. Babies love familiar things such as bath time, mealtime, toys, pets, and other babies! "Chat" about what you see, rather than "reading" picture books. Use lots of repetition and a musical voice to get your baby's attention. Babies will begin to pat the pictures and later point to things, all before they're 1 year old.

### Toddlers



Toddlers will want to join in by helping to turn pages, pointing to familiar objects, lifting flaps, beginning to point and name things they see and joining in with words they know from particular books, eg "Baby Boo" or "Oh Dear". Choose books where the pictures help tell the story. Your toddler will love hearing favourite stories over and over again.

### Young Children



Your preschooler is ready for a wide range of books and "book language" (which is different from the language we use and hear in conversation). They will enjoy books with familiar or favourite characters, books with a game (such as finding an object or character on each page) or "find out about" books with special themes, eg dinosaurs. Favourites are books that rhyme and stories with repetitive words, for example "The Gingerbread Man".



P.A.L. PLAY AND LEARNING PROGRAM  
© Department of Health, Western Australia, 2003

## WHAT YOU CAN DO

- 📖 Have lots of books in the house. Have a special place for keeping them which is separate to your child's toys.
- 📖 Share books with your child often during the day. If your child is upset or cannot settle or if you're waiting for an appointment together - share a book!
- 📖 Make reading part of a special time that is looked forward to. For example, as part of the bedtime routine.
- 📖 Use your library, fetes, second hand shops and markets to get a variety of books. Encourage friends to give book presents.
- 📖 Choose books that appeal to your child's interests.
- 📖 Let your child see you reading - for pleasure and to find out about things.
- 📖 Encourage your child to join in sharing the book in whatever way they can: helping turn pages, finding things, taking turns to point/talk about pictures or finishing off sentences you leave unfinished. Always welcome their comments and questions
- 📖 Talk about how we use books. Show your child how to handle books with care, holding the book the right way up. Look at the cover, read the title, begin from the front and get to the end.

## SAFETY PRECAUTIONS






- Babies will suck and mouth books and experiment by scrunching paper. Board books, with no pull out pieces, are best for babies.
- Be aware of choking hazards, flammable and toxic materials.

## SOME ACTIVITIES TO TRY

- 📖 **Be prepared** Look through the book and be familiar with the story. Make sure you and your child are comfortable and that your child can see the pictures. Allow time, so you both enjoy the experience.
- 📖 **Simplify** Change books to suit your child's needs. Simplify the words, talk about the pictures, add play sounds or repetitive phrases. If your child gets restless, turn each page quickly with short comments. Always get to the end, and say: "Good reading, we have finished the book."
- 📖 **Use books with rhyme** Help children join in and finish your sentences, guessing the rhymes.
- 📖 **Make your own books** Using photos and favourite pictures. Cut out pictures from magazines and toys catalogues, and talk about the pictures, colours, and objects.
- 📖 **Visit the Library** Take your child to the library for story time and to borrow books. Stories on tapes/CDs can be interesting too, especially in the car.
- 📖 **Be dramatic** Use different voices/sound effects as you read. Provide some dress-ups put on a show acting out the story.
- 📖 **Retell stories** many times over. It helps children learn that stories have a beginning, a middle (which often involves a "problem") and an end (where things are sorted out). Talk about anything your child may not understand and show them how to work out what new words might mean, using the clues in the story, eg "I wonder what a 'horseshoe' is?"

PLAY  
IDEAS 16

## ABOUT BOOKS



P.A.L. PLAY AND LEARNING PROGRAM  
© Department of Health, Western Australia, 2003